



## Cat nr AE00251

## Product Datasheet

Recombinant Rabbit Antibody, clone IL3RA/2947R to:

### CD123, IL3RA

interleukin 3 receptor subunit alpha; interleukin-3 receptor  $\alpha$  chain; IL-3 receptor subunit alpha; IL-3R subunit alpha; IL-3R $\alpha$ , IL-3R-alpha; CD123; IL-3RA; IL3RY; IL3RX; IL3RAY; hIL-3Ra; IL3RA

Cellular localization Plasma membrane, cell surface

Official Symbol (Gene) IL3RA  
GenelD 3563  
SwissProt P26951

Confirmed Applications IHC, PA  
Positive controls Tonsil, lymph node

Aeonian Rating© 91

Purification By Protein A from bioreactor concentrate  
Formulation  200ug IgG/ml in PBS, 0.05% BSA, 0.05% azide (20ug or 100ug)  
 1mg IgG/ml in PBS (100ug or contact us for quotation)  
Amount  20ug  100ug  
Isotype Rabbit IgG  
Confirmed species reactivity Human  
Immunogen Recombinant fragment around aa 26-171 of human CD123 protein (exact sequence is proprietary)  
Epitope Extracellular domain (within aa 26-171 region)

Storage instructions Avoid repeated freeze/thaw cycles. For long term storage, keep small aliquots at -20C or -80C and keep one aliquot at 4C for daily experimentations. Azide will preserve antibody at 4C for 6-12 months, when kept away from direct sun light.

Expiration Integrity warranted for 24 months after purchase when handled and stored according to instructions, see below.

Warranty This product is only warranted for the specifications as described in this product sheet and only when the product is handled and stored according to instructions. User should validate this antibody in the application and tissue/cell type as required, after confirmation of integrity upon receipt is obtained by reproducing the performance as described below. Should such confirmation not be attempted, any warranty is void. In case of non-conformance, user needs to contact us immediately for replacement or refund.

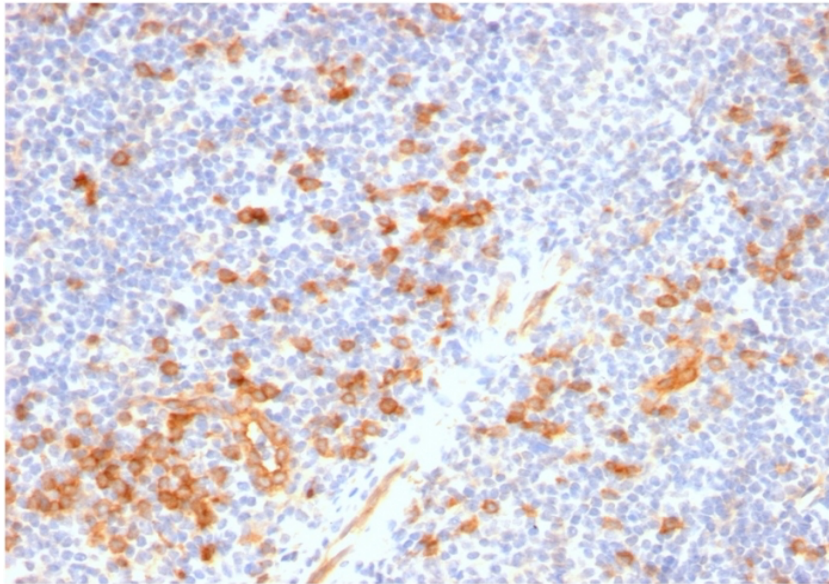
Liability This product is for in vitro research use only. Any other applications, such as diagnostics or therapeutics, or in vivo experiments, and the validation of this product therein, are solely at the responsibility of the buyer/user.

Product performance see next pages

**Product data:**

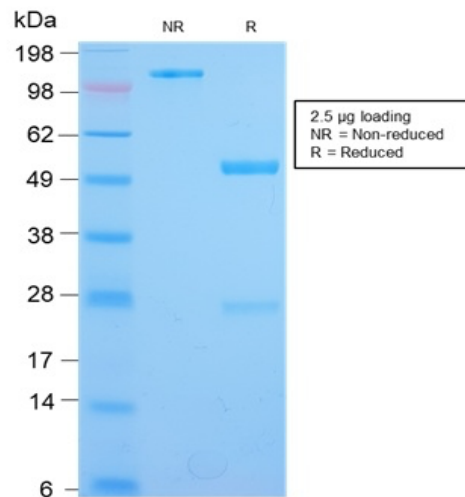
**ImmunoHistoChemistry (IHC):**

This product shows staining of select leukocytes in human tonsil sections. Recommended concentration: 0.3-1ug/ml



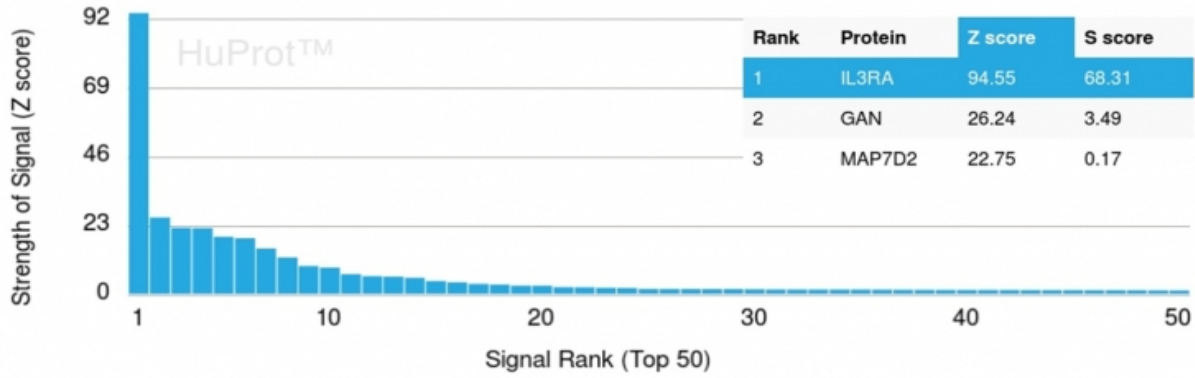
Formaldehyde-fixed, paraffin-embedded human tonsil stained with CD123 Recombinant Rabbit Antibody AE00251 at 0.3-0.5ug/ml for 30 minutes at RT. Epitope retrieval: boiling at pH9 for 10-20 min followed by 20 min cooling. DAB staining by HRP polymer.

**SDS-PAGE Analysis of Purified CD123 Recombinant Rabbit Antibody AE00251. Confirmation of Purity and Integrity of Antibody.**



Integrity of the purified antibody AE00251 under non-reduced and reduced conditions, showing intact IgG at around 120kDa (NR) and intact heavy and light chains at 50kDa and 25kDa resp. (R).

Specificity and selectivity of AE00251 to CD123 were tested against >19,000 full-length human proteins on a human protein array. A protein BLAST search against H. sapiens revealed no closely related other proteins.



Cross-reactivity assessment of CD123 Rabbit Recombinant Antibody AE00251 (1ug/ml) on CDI's Protein Array containing more than 19,000 full-length human proteins.

The Z-score represents the strength of a signal that an antibody (through a fluorophore-tagged secondary reagent) produces when binding to a particular protein on the array. Z-scores are in units of standard deviations (SD's) above the mean value of all signals generated on that array. When Z-scores are arranged in descending order, the difference between two successive values will be the S-score for the first. Thus, the S-score represents the relative specificity of the antibody to its intended target. An antibody is considered specific to its intended target, when it has an S-score of at least 2.5. For example, if an antibody binds to intended protein X with a Z-score of 43 and to the cross-reacting protein Y with a next Z-score of 14, then the S-score for the antibody to intended target X equals 29 (43-14).